




YOU ARE BEGINNING THE PROCEDURES TO CHANGE YOUR  
PASSWORD



Revolutionary Tax Research. Amazing Results.



GET THE  
WHOLE  
PICTURE

## Checkpoint Catalyst™

The clarity, color and context you need to see the complete picture of even the most complex tax topic.

[Learn More](#)

**NEW!**

**PPC's Guide to the Financial Reporting Framework for Small- and Medium-sized Entities**

Everything you need to be prepared to discuss the new framework

[Learn More](#)

## LOGIN

Thank you for using Checkpoint, you have been successfully logged out.

User Name:

1 your email address

Password:

Submit Query ☐ Remember Me

Did you forget your [User Name](#) or [Password](#)?

Download [Speedlink](#) for Checkpoint. [Read More](#)

[Demo](#) ▶  
[Quick Reference Card](#) ▶  
[User Guide](#) ▶

[Checkpoint eLearning](#) ▶  
[Learning Center](#) ▶

[Administrator Login](#) ▶  
[Customer Help Center](#) ▶  
[Send Feedback](#) ▶

2  
CLIC  
K  
UPPER

## Get Password



Enter your user name and e-mail address to have a temporary password sent to you.

User Name:

E-mail:

1

TYPE IN YOUR EMAIL  
ADDRESS

Note that in order to use this feature, you must already have a valid e-mail address saved in your Checkpoint Personal/Password options. If you do not have a valid e-mail address setup in Options, please contact Technical Support at 1-800-431-9025 or by e-mailing [Technical Support](#).

2

Click Here



Send

Cancel

YOU WILL RECEIVE AN EMAIL WITH A TEMPORARY  
~~PASSWORD~~

---

**From:** Checkpoint Administration <Checkpoint.Online.TechSupport@thomsonreuters.com>  
**Sent:** November 11, 2014 7:15 AM  
**To:**  
**Subject:** Checkpoint Information

Dear Checkpoint Customer,

You have recently requested a temporary password for your Checkpoint account. The following temporary Checkpoint password has been assigned to your user name:

fkus461

Please access [Checkpoint](#) to create your permanent password. At login you will be prompted to create your new password.

If you currently use Speedlink to access Checkpoint, you will need to update the password stored in Speedlink with your new permanent password. Instructions for updating Speedlink can be found on the Change Password screen in Checkpoint.

Want to access Checkpoint without having to always remember your password?


With Thomson Reuters (Tax & Accounting) Inc. ("TRTA")-Speedlink, you can access Checkpoint and other Thomson Reuters (Tax & Accounting) Inc. ("TRTA") products from a toolbar on your desktop. To install Thomson Reuters (Tax & Accounting) Inc. ("TRTA")-Speedlink click [here](#).

***Please do not reply to this message. It is sent from an unattended mailbox.***

To ensure that e-mails from Checkpoint do not get filtered to your Spam or Junk Mail folder, please be sure to add the thomsonreuters domain to your Approved list OR [Checkpoint.NoReply@thomsonreuters.com](mailto:Checkpoint.NoReply@thomsonreuters.com) to your Contacts list in your e-mail client.



**Revolutionary Tax Research. Amazing Results.**



**GET THE WHOLE PICTURE**

## Checkpoint Catalyst™

The clarity, color and context you need to see the complete picture of even the most complex tax topic.

[Learn More](#)

**Make quick work of IRS notices with CHECKPOINT®**

## IRS RESPONSE LIBRARY

Efficiently respond to IRS taxpayer notices while reducing time spent on post-filing tax issues.



## LOGIN

Thank you for using Checkpoint, you have been successfully logged out.

User Name:

Password:

☐ Remember Me

Did you forget your [User Name](#) or [Password](#)?

Download [Speedlink](#) for Checkpoint. [Read More](#)

[Demo](#)  
[Quick Reference Card](#)  
[User Guide](#)

[Checkpoint eLearning](#)  
[Learning Center](#)

[Administrator Login](#)  
[Customer Help Center](#)  
[Send Feedback](#)

## Change Password



### Change Password

### Change Password

You must change your password. Your current password is either a temporary password or it does not meet the minimum Checkpoint password requirements.

**Note:** All information is required.

User Name:

First Name:

Last Name:

E-mail:  [How We Use Your E-mail Address](#)

New Password:  [Password Requirements](#)

Enter your Practice CS password in both areas.

Retype Password:



If you currently use Speedlink to access Checkpoint, you will need to update the password stored in Speedlink with your new permanent password. Please [click here](#) for instructions.

2

CLICK  
HERE

Finish

Cancel

YOU HAVE NOW COMPLETED THE UPDATE OF YOUR  
PASSWORD

**From:** Checkpoint Administration <Checkpoint.Online.TechSupport@thomsonreuters.com>  
**Sent:** November 11, 2014 7:18 AM  
**To:**  
**Subject:** Checkpoint Password Change Notification

Dear Checkpoint Customer,

This message confirms that your Checkpoint password has been changed.

If you did not change your Checkpoint password, contact Technical Support at 1-800-431-9025, or send an e-mail message to [rg.riatechsupport@thomsonreuters.com](mailto:rg.riatechsupport@thomsonreuters.com).

If you changed the e-mail address saved in Checkpoint, this message has been sent to both the old and new e-mail addresses. This duplication is done for security purposes.

Want to access Checkpoint without having to always remember your password?  
With Thomson Reuters (Tax & Accounting) Inc. ("TRTA")-Speedlink, you can access Checkpoint and other Thomson Reuters (Tax & Accounting) Inc. ("TRTA") products from a toolbar on your desktop. To install Thomson Reuters (Tax & Accounting) Inc. ("TRTA")-Speedlink click [here](#).

***Please do not reply to this message. It is sent from an unattended mailbox.***

To ensure that e-mails from Checkpoint do not get filtered to your Spam or Junk Mail folder, please be sure to add the thomsonreuters domain to your Approved list OR [Checkpoint.NoReply@thomsonreuters.com](mailto:Checkpoint.NoReply@thomsonreuters.com) to your Contacts list in your e-mail client.

(0)

Current View: **Standard**

## ▼ MY QUICK LINKS

[edit](#)[PPC Install/Update  
Titles](#)

## ▼ TRAINING AND SUPPORT

[Guided Tour](#)  
[Product Training – Checkpoint Learning Paths](#)  
[Checkpoint On Demand Training](#)  
[Customer Help Center](#)  
[Contact Customer Support](#)  
[User Guides](#)  
[Quick Reference Cards](#)  
[Frequently Asked Questions](#)  
[Options Wizard](#)

## ▼ NEW IN MY SUBSCRIPTION

**NEW** [Printing, Exporting and e-Mailing  
Enhancements](#) [READ MORE ▶](#)  
**NEW** [Notes and Highlighting](#) [READ MORE ▶](#)  
**NEW** [Introducing the Action Menu](#) [READ MORE ▶](#)

## ▼ SCHEDULED SEARCHES

You have not set up any scheduled searches

## ▼ QUICK SEARCH

Keywords:



Intuitive Search



Terms &amp; Connectors



Choose Source Set:

Choose Source Set

[Search](#)

(0)



Tools

PPC Install/Update

PPC Install/Update

Get the industry standard PPC process and workflow that you trust, powered by tools you already know how to use: Microsoft® Word and Excel.

Checkpoint Tools include:

- **PPC's Practice Aids™** - Editable Word and Excel versions of all of the practice aids in the related PPC Guide - about 100+ documents for each title.
- **PPC's SMART Practice Aids®** - Innovative suite of products designed with the audit and accounting professional's workflow in mind by bringing advanced functionality to your licensed Practice Aid products. Automate significant audit processes using modules for Risk Assessment, Internal Control, Disclosure, IFRS Disclosure, Single Audit and Field Work to optimize auditor judgments, increase audit effectiveness, and increase consistency across audit engagements. Also fully integrated for Compilation and Review engagements.
- **PPC's Workpapers™** - Additional workpapers not available in the PPC Guides. The Excel-based templates have advanced diagnostics, dynamically changing content, and more automation.
- **PPC's Interactive Disclosure Libraries™** - Excel versions of PPC's popular Disclosure Checklists, linked to Word-based examples for each required disclosure. Hundreds of example disclosures to choose from enable you to find just the right one.
- **PPC's Engagement Letter Generator™** - A Word-based application that covers all the common audit, attest, compilation, review, tax, and consulting engagements in a single product. Automated tools help you quickly tailor the letters to your engagement and format them for printing.

Each product works with leading paperless engagement software or with Word and Excel alone, and links to the PPC guidance you already have!

For training on **Checkpoint Tools** products, [click here](#). Our customer training program offers classes that teach you how to use the software with maximum proficiency and at all levels of expertise. Our training services provide several courses in a variety of delivery methods to help you maximize your software investment.

[Learn more](#) OR 

Install/Update

CLICK HERE

←

During Installation, only your licensed **Checkpoint Tools** will be listed. To purchase additional **Checkpoint Tools**, call 1-800-431-9025.  
[System Requirements](#) | [Technical Support](#)



## Checkpoint Tools

### Installation Instructions

The Product Installer saves valuable time by enabling you to install multiple products at one time.

Please select the link below to download the Product Installer. After clicking the link, choose **Open/Run** to start the installation of your products.

[Product Installer](#) Your Checkpoint User ID is:

CLICK  
HERE

e

PLEASE NOTE THAT THESE PROCEDURES HAVE BEEN COMPLETED USING INTERNET EXPLORER 10.  
IF YOU ARE USING A DIFFERENT VERSION OR BROWSER, THE NEXT TWO SCREENS WILL BE DIFFERENT.

YOUR GOAL: GET TO SETUP EXE RUN IT AND GET TO THE "PRODUCT INSTALL WIZARD"



## Checkpoint Tools

### Installation Instructions

The Product Installer saves valuable time by enabling you to install multiple products at one time.

Please select the link below to download the Product Installer. After clicking the link, choose **Open/Run** to start the installation of your products.

[Product Installer](#) Your Checkpoint User ID is:

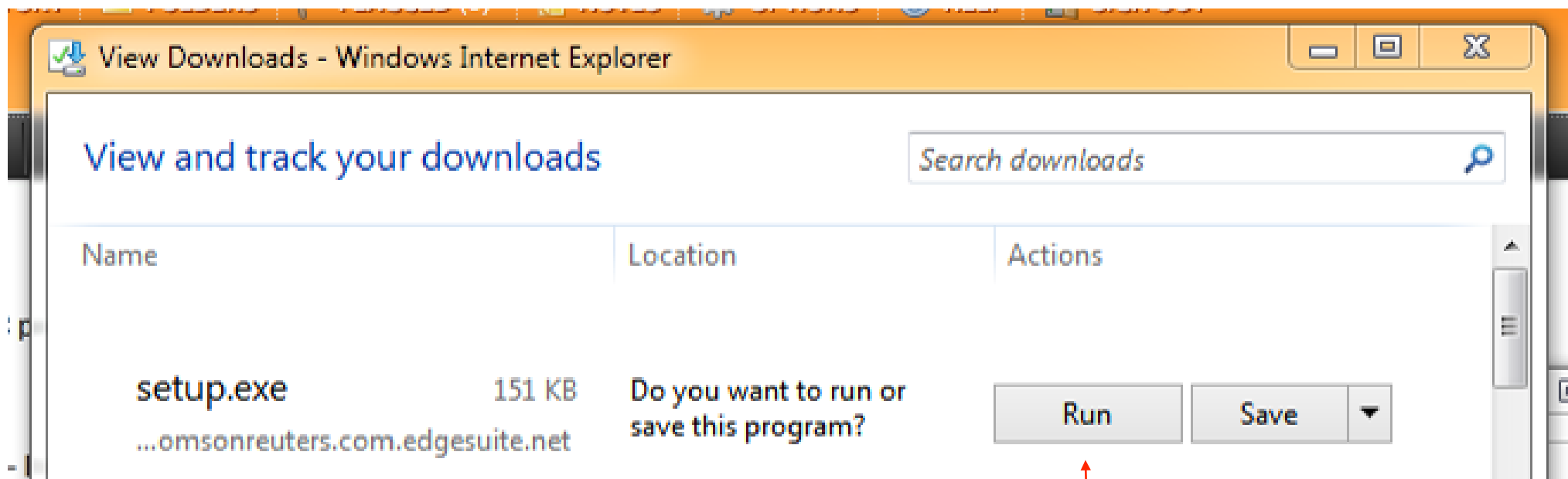
setup.exe (151 KB)

...msonreuters.com.edgesuite.net



CLICK  
HERE

View downloads



e 1

CLICK  
HERE

2

YOU WILL THEN BE ASKED TO MAKE  
CHANGES  
e TO YOUR COMPUTER. CLICK "YES"

3

BE PATIENT AS IT WILL TAKE SOME TIME  
TO  
GET TO THE NEXT SCREEN

## Welcome to the Product Install Wizard

The Product Install Wizard allows you to install one or more software products. To continue, select the type of installation you wish, and click Next.

### What type of installation do you want?



1

THIS SHOULD BE THE DEFAULT  
SELECTION



#### Install to Local Machine

(Installs selected products to your computer.)



#### Administrative Install

(Creates a server image of selected products to a specified network location. Recommended for remote installs. For assistance, refer to the installation instructions found on the website at <http://support.checkpoint.thomsonreuters.com>.)



#### Download Only

Downloads the installation files for SMART products to your computer for distribution over a network. This option is intended for advanced users.

Note: Cookies must be enabled to efficiently validate your account number and display your licensed products.

Checkpoint Acct #:



Update Checkpoint Acct #

2

CLICK  
HERE

Next >

Cancel

## Product Selection and Install Locations

The latest edition of your licensed products are pre-selected below for installation. To deselect a product, click on the box next to the product name.

**THOMSON REUTERS**

Products that need updates are displayed in blue below.

### Products to be Installed:

- ☐ PPC
  - ☒ Checkpoint Tools for PPC framework
  - ☐ 2014
    - ☐ PPC's Practice Aids
      - ☐ PPC Practice Aids Audits of Broker-dealers (2-14)
      - ☐ PPC Practice Aids Audits of Nonpublic Companies (2-14)
      - ☐ PPC Practice Aids Audits of Nonpublic Companies (2-14) v2
      - ☐ PPC Practice Aids Compilation and Review Engagements (7-14)
      - ☐ PPC Practice Aids Audits of Employee Benefit Plans (2-14)
      - ☒ PPC Practice Aids HUD Audits (8-14)
      - ☐ PPC Practice Aids Audits of Nonprofit Organizations (2-14)
      - ☐ PPC Practice Aids Audits of Nonprofit Organizations (2-14) v2
  - ☐ 2013
    - ☐ PPC's Practice Aids
  - ☐ 2012
    - ☐ PPC's Practice Aids

To install the framework only, select the box next to Checkpoint Tools for PPC framework and/or Checkpoint Tools for WGL framework and click Next. Note: If products are selected, manually uncheck the product or click the Clear All button to remove selections, then proceed to select the framework desired and click Next.

Clear All

&lt; Back

Next &gt;

Cancel

## Product Install Locations

Confirm the installation paths below and select next when ready to install.

**THOMSON REUTERS**

### Administrative Install Location:

Browse...

### Checkpoint Tools Template Folder

Browse...

**Hint:** ProSystem fx® Engagement users, change the location as needed for your installation of ProSystem fx® Engagement. For more information, refer to the installation instructions.

### Smart Practice Aids Install Locations

Browse...

### Smart Practice Aids - Single Audit Install Location

Browse...

### Installation Download Location

Browse...

Message: Another PPC SMART Practice Aids module has already been installed. All PPC SMART Practice Aids modules must be installed to the same folder, therefore this path cannot be changed.

&lt; Back


Next &gt;

Cancel

## Thomson Reuters Setup

### License Agreements

Please read carefully and click on the checkbox to accept each license agreement below. You must accept all license agreements to continue with the installation process.



THOMSON REUTERS

☐

View License

Checkpoint Tools for PPC

☐

View License

Microsoft Office 2010 Primary Interop Assemblies

1

CLICK IN EACH  
BOX

2

CLICK  
HERE

< Back

Install

Cancel

3

BE PATIENT AS IT WILL TAKE AWHILE FOR THE ITEMS TO BE DOWNLOADED AND  
INSTALLED


NOTE to New Users:



This product makes use of macros in Microsoft Office. For assistance, refer to the FAQ on Macro Security Settings found on the support website at <http://support.rg.thomson.com>.

SELECT OK TO CONTINUE THE INSTALLATION.

CLICK  
HERE



OK





## The Multiple Product Install Wizard has Completed your Installations

The Multiple Product Install Wizard has completed installing the products listed below. Click Finished to close.

### Installation Products Status

Checkpoint Tools for PPC framework was successfully installed.

PPC Practice Aids HUD Audits (8-14) was successfully installed.

1  
CLICK HERE

2  
CLOSE OUT OF THE INSTALLATION  
INSTRUCTIONS


3  
SIGN OUT OF CHECKPOINT  
UPDATE

Click here to print the  
information above.

Print

4  
DOUBLE CLICK YOUR "CHECKPOINT TOOLS FOR PPC" ICON  
AND CHECK FOR YOUR INSTALLED ITEMS & YOU ARE  
DONE!

Finished



THOMSON REUTERS